



5 June 2023

35th Annual General Meeting Flughafen Wien AG

Aviation Comeback in 2022

Leap in earnings, elimination of debt, resumption of dividend payments

Strong traffic and earnings growth in 2022 following two tough crisis years

- More than doubling of prior-year passenger traffic at Vienna Airport with 23.7 million passengers and in the Flughafen Wien Group (incl. Malta and Kosice) with 30.1 million passengers
- Almost completely trouble-free flight operations – Vienna Airport was the second most punctual hub in Europe in 2022

Significant earnings growth resulting from the recovery of flight traffic

- EBITDA of € 296 million in 2022 vs. € 154 million in 2021. The Group net profit after non-controlling interests rose sharply year-on-year from € 4 million to € 108 million
- The EBITDA margin was a strong 42.7%, supported by the disproportionately low increase in operating expenses due to the sustainable effects of productivity enhancement measures

Complete elimination of debt at Vienna Airport and resumption of dividend payments

- Net liquidity equalled € 149 million as at 31 December 2022, compared to a net debt of € 150 million as at 31 December 2021
- Following the suspension of dividend payments for three years due to Covid-19, the management proposes a dividend of € 0.77 per share (payout ratio of 60%)

Positive outlook

The upswing will also continue in 2023

Ongoing strong flight traffic recovery from January-April 2023

- Passenger growth of about 82% in Q1/23 and approx. 38% in April at Vienna Airport and in the Group
- In April 2023, passenger volume was 90% of the pre-Covid level of 04/19
- Malta and Kosice were already above the comparable figures for 2019 in Q1/23 and 04/23

Passenger traffic will further increase in 2023

- Vienna Airport: 26-27 million travellers, Flughafen Wien Group: 32-34 million passengers
- Airlines and flight connections are returning, expansion of long-haul flight traffic

Investment volume on the rise again

- Construction of south extension to Terminal 3 to start this year
- Capex guidance of around € 135 million in 2023 after € 54 million last year

Sustainability as the basis for successful and responsible business operations

- CO₂ neutral operations at Vienna Airport since the beginning of 2023
- Austria's largest photovoltaic facility began generating electricity in May 2022

2022: Group net profit up to € 128 million

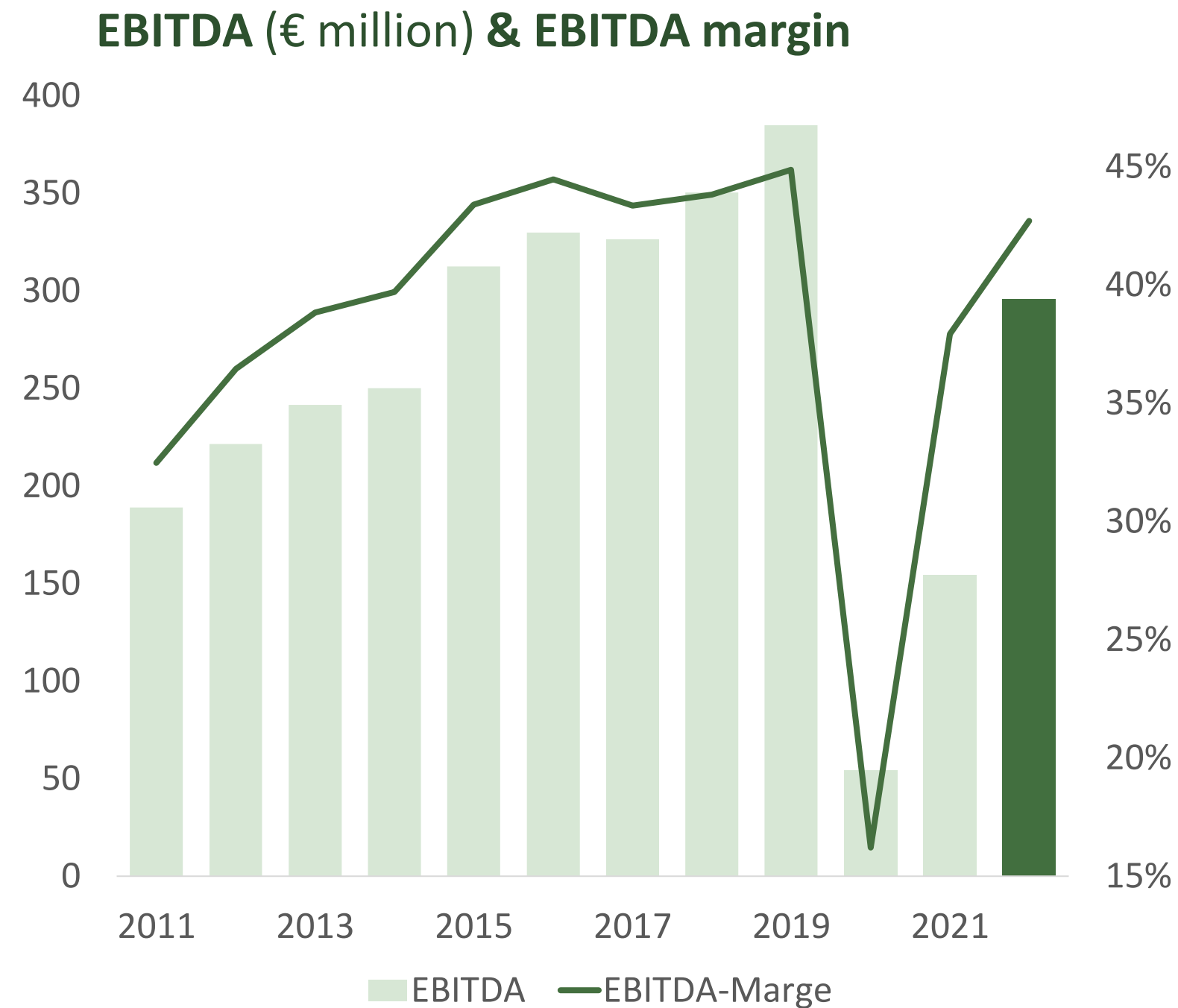
Recovery of flight traffic and higher productivity

€ million	2022	2021
Revenue	692.7	407.0
Earnings before interest, tax, depreciation and amortisation (EBITDA)	295.9	154.4
Earnings before interest and taxes (EBIT)	167.2	20.0
Financial results ¹	-9.3	-10.4
Earnings before tax (EBT)	157.9	9.5
Net profit for the period	128.1	6.6
Net profit after non-controlling interests	107.9	3.7

- Revenue up 70% to € 693 million, driven by growth in passenger traffic and flight movements. Corresponding rise in center management and hospitality income and parking fees
- EBITDA close to double the previous year: disproportionately low rise of operating expenses related to sustainable effects from productivity enhancement measures

High profitability

also in a difficult market environment



- EBITDA margin of **42.7% in 2022** clearly surpasses the 40% threshold
- **Sustainable effects of cost reduction measures** (above all energy) lead to a disproportionately low increase in operating expenses
- **EBITDA margin up from 32.5% in 2011 to 44.9% in 2019**

Very healthy balance sheet structure

Net liquidity, equity ratio of 65%

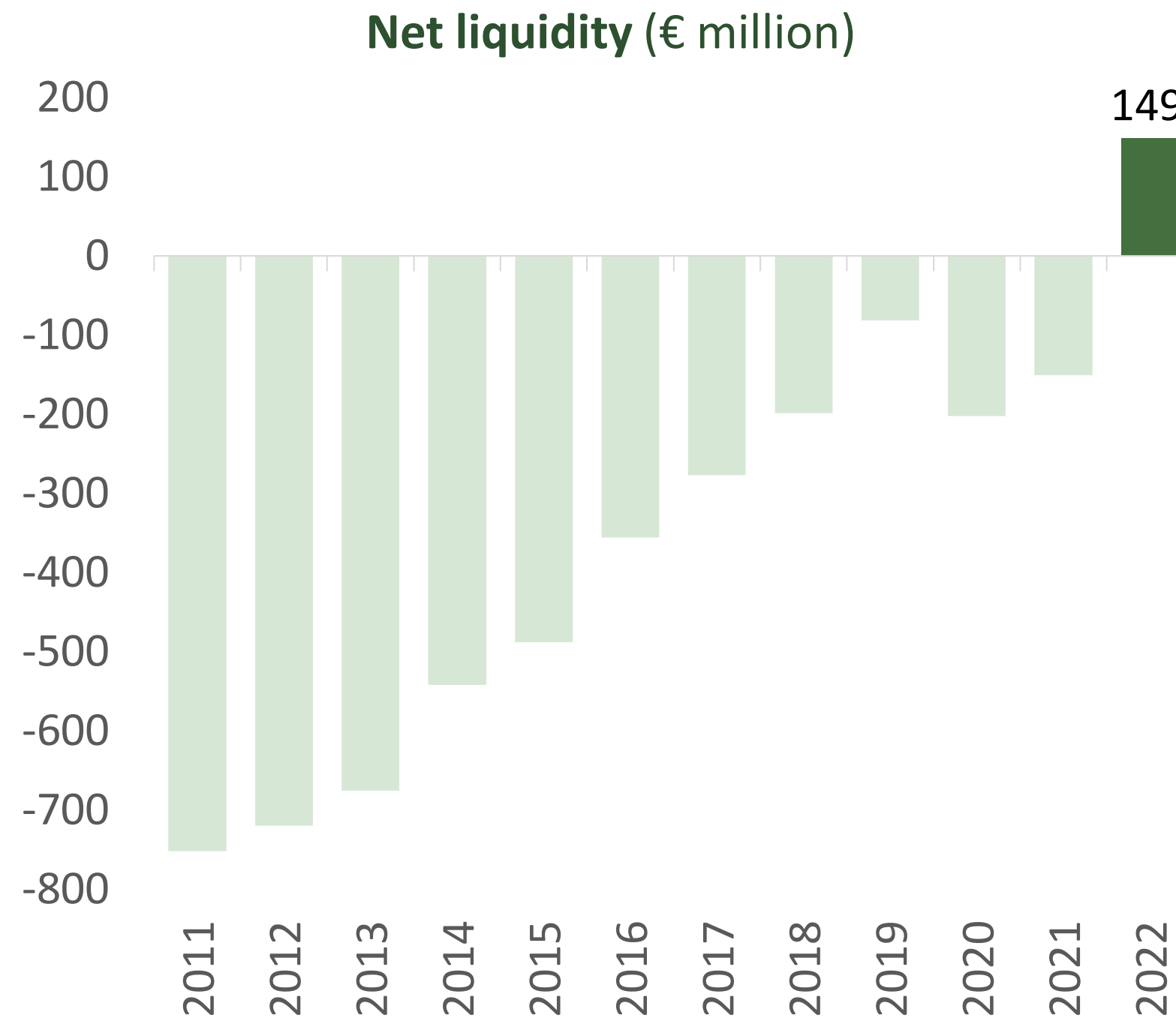
€ million	2022	2021
Net liquidity (2021: net debt)	149.4	-150.4
Cash flow from operating activities	337.6	105.8
Free cash flow	33.1	66.9
CAPEX ¹	53.6	51.6
Equity	1,448.5	1,314.5
Equity ratio	65.1%	63.4%

- **Net liquidity** of € 149 million due to ongoing repayment of borrowed capital as well as cash generation
- **Strong cash flow from operating activities** equalling € 338 million (2021: € 106 million; 2019: € 373 million)
- Extremely robust **equity ratio of 65.1%**

1) CAPEX excluding financial assets and business combinations

Complete debt elimination

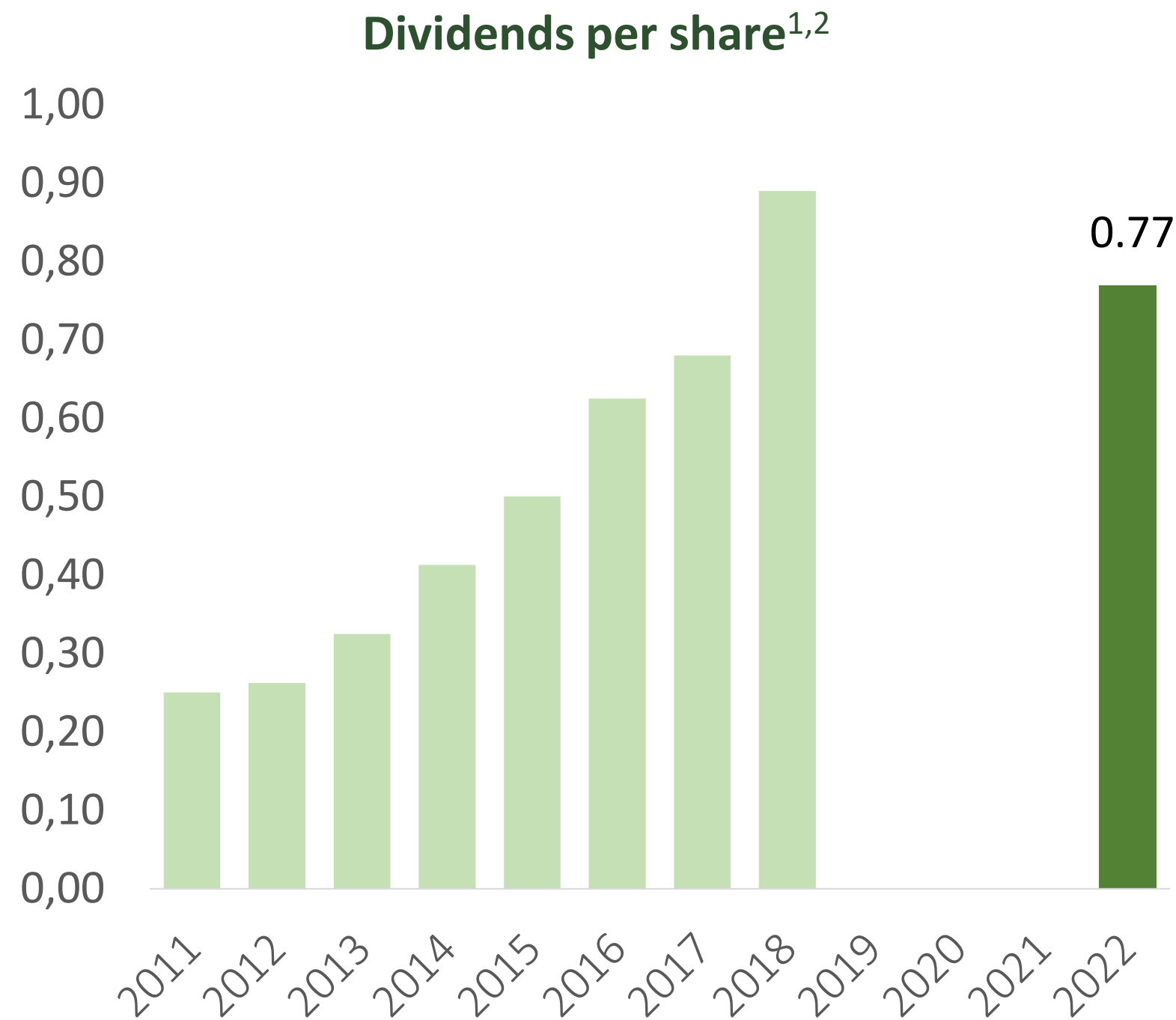
Net liquidity of € 149 million in FY 2022



- Debt elimination as the basis for **financial flexibility**
- Supports the attractiveness of the company in its **ability to pay dividends**
- **No interest rate risk**
- **Net liquidity further rises in Q1/23 to € 224 million**

Resumption of dividend payments

€ 0.77 per share for FY 2022



- Proposal of the Management Board to the Annual General Meeting to distribute a dividend of € 0.77/share for FY 22 (60% payout ratio)
- An increase in the payout ratio “exceeding 60%” as of FY 23 was announced due to the very strong balance sheet structure

1) 2011 – 2015 adjusted to reflect the 1:4 stock split
2) 2022; dividend proposal to the Annual General Meeting

Financial guidance

2023 financial year

Revenue	⇒	About € 830 million
EBITDA	⇒	> € 325 million
Group net profit ¹	⇒	> € 150 million
CAPEX	⇒	About € 135 million

- All planned investments can be financed from the cash flow

1) Before non-controlling interests

Treasury shares

Report pursuant to Section 65 Para. 3 Austrian Stock Corporation Act
about treasury shares

	2022	2021
Shares issued as of 1 January	84,000,000	84,000,000
Treasury shares	-125,319	-125,319
Weighted average	83,874,681	83,874,681

CO₂ neutral airport – Sustainability as a basis

Successful and responsible business operations

- Vienna Airport has been determinedly reducing its CO₂ emissions through **photovoltaic plants, e-mobility** and **new technologies** to improve energy efficiency
- **CO₂ neutral operation of the airport** since January 2023
- Thanks to eight photovoltaic facilities, electric mobility, CO₂ neutral geothermal energy and district heat and many other measures, the airport **saves** about **60,000 tonnes of CO₂ annually** compared to 2011
- 8 photovoltaic plants at the flight hub comprise an important step to **enhance the security of supply** and ensure less **energy dependency**
- **Reduction of KWh/traffic unit by 37%** between 2011 and 2019
- **Target: net zero CO₂ emissions by 2033**
- **Noise-dependent landing fees:** bonus-malus system and staggered rates (cost-neutral)
- **Sustainable aviation fuel (SAF)** as a medium- to long-term gamechanger in the aviation industry

Photovoltaic expansion

8 photovoltaic facilities cover the entire electricity needs on sunny days

- Vienna Airport's 7th and 8th photovoltaic plant put into operation in 2022
- At present the eight facilities generate **approx. 40 million kilowatt hours of solar power** annually
- **Photovoltaic plants** covering an area of about 24 hectares in operation since May 2022
- **Expansion of photovoltaic capacities** to around 45 hectares and 100,000 solar panels **by the end of 2023**
- In the future solar power will produce **about 50% of the annual electricity requirements of Vienna Airport and all companies at the site**
- Next target: **Net zero by 2033**



Growth of the AirportCity

to more than 250 companies and more than 20,000 employees



- Strong growth of the “AirportCity” due to new **business location projects**, in particular logistics companies; further focus on hotel capacities, meeting and conferencing, office and cargo properties
- **Office Park 4 with the AirportCity Space** – ultramodern office, event and co-working spaces
- Plans for additional office buildings
- The “AirportCity” as an Innovation Hub: partnership with the start-up incubator Plug and Play, focus on the fields of “Travel & Hospitality” & “Smart Cities”; the “AirportCity” as a centre for business startups in the eastern part of the country
- Go-ahead for **Austria’s fifth largest hotel** at Vienna Airport, basis for it to expand its overnight accommodations to 1,400 rooms in the future
- **Growth of the Vienna Airport Region in 2022 despite economic challenges**
 - Business location projects add >1,000 new jobs
 - DLH SkyLog Park Vienna with 25,000 m² of logistics space
 - DHL Air set up its headquarters in the AirportCity
 - Real estate developer Helios Real Estate is constructing a 70,000 m² logistics centre

Third Runway Project

Approval for the expansion of the implementation deadline

- The provincial government of Lower Austrian, which is the responsible environmental impact authority, has approved the application by Flughafen Wien AG for an **extension of the implementation period for the 3rd runway project to 30 June 2033**
- Flughafen Wien AG requested an **extension of the implementation period due to the long duration of the appeal procedure and the Covid-related traffic collapse**
- The decision was based on the expert findings and assessments that air traffic will continue to increase in the future and that the **capacity limit of the current runway system will therefore be reached in the 2030s**
- The 3rd runway construction project **was finally approved by the highest courts in 2020**
- The extension of the deadline enables the Vienna Airport **to align planning for the construction period of the third runway to the actual development of flight traffic as well as profitability**. In this regard, a precise point in time for beginning construction work cannot yet be specified
- In any case, Vienna Airport continues to **actively pursue the third runway project** on the basis of the incontestable notice of approval

Takeover offer by IFM

for the remaining shares in free float was not approved by the majority

- Airports Group Europe S.à r.l., an indirect subsidiary of the IFM Global Infrastructure Fund, published a **partial offer** on 11 August 2022 pursuant to Section 4 et seq. of the Austrian Takeover Act to acquire an additional stake of up to **9.99%** (totalling up to 50% less one share) in the shares of Flughafen Wien AG
- **The offer price** at the time the offer was submitted was € 33/share (cum dividend), **€ 34** after the increase (cum dividend)
- **The Management Board and Supervisory Board** of Flughafen Wien AG **recommended** that shareholders **reject** the offer
- **Constraints on IFM** imposed by the Federal Ministry for Labour and Economy
- IFM succeeded in **increasing its stake in the company by 3.37%** to about 43.4% via the purchase offer
- **The fact that approx. two-thirds** of investors **did not accept** the purchase offer is a clear **vote of confidence** for Flughafen Wien AG
- **Maintaining the current stock market listing** is an important basis for the further successful development of the company
- The current share price of € 45.0 (closing price June 1.) is 35.4% above the offer price (ex-dividend)

Share price

New all-time high of the Flughafen Wien AG share at EUR 45.45 on 26 May 2023

Increase in market capitalization from € 614 million on Jan. 1, 2012 to currently € 3.8 billion.

Share price increase of 39% this year, new all-time high



Share price development from 1/1/2012-01/06/2023

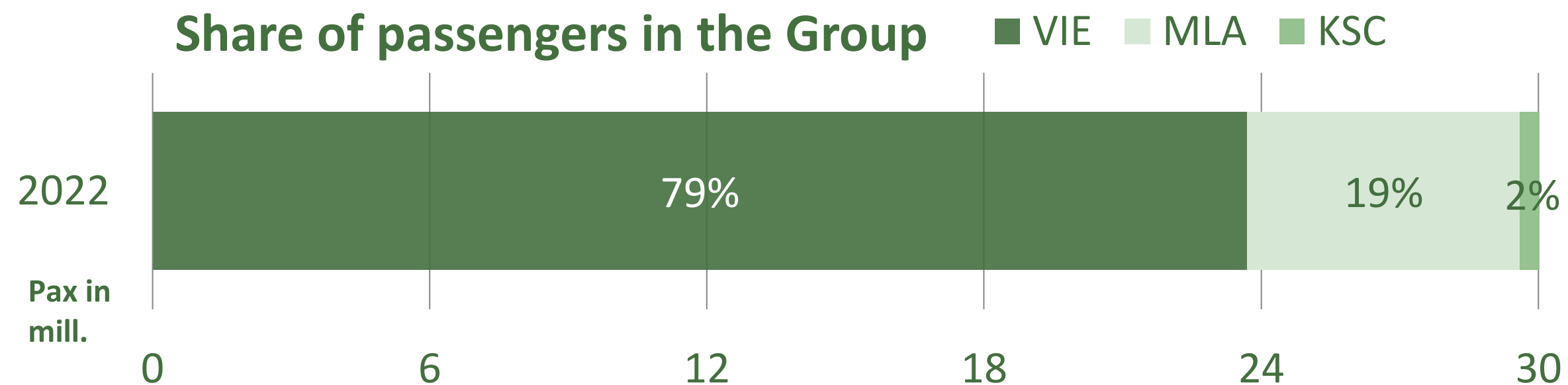


Traffic development & Segment results

Traffic development in 2022

Growth of the Flughafen Wien Group

Group passenger development ¹	2022	2021	2019	Δ 2021	Δ 2019
Vienna Airport (millions)	23.7	10.4	31.7	+127.6	-25.2
Malta Airport (millions)	5.9	2.5	7.3	+130.3	-20.0
Košice Airport (millions)	0.5	0.2	0.6	+224.1	-2.8
Vienna Airport and its strategic investments (VIE, MLA, KSC)	30.1	13.1	39.5	+129.3	-23.9



1) Total number of passengers includes local, transfer and transit passengers. Adjustment of comparative figures for 2019, 2021

Traffic development in 2022

Growth of Vienna Airport

Passenger development at Vienna Airport ¹	2022	2021	2019	Δ 2021	Δ 2019
Passengers (millions)	23.7	10.4	31.7	+127.6%	-25.2%
Local passengers (millions)	17.8	7.8	24.3	+126.9%	-26.8%
Transfer passengers (millions)	5.8	2.5	7.2	+130.3%	-19.4%
Flight movements (in 1,000)	188.4	111.6	266.8	+68.9%	-29.4%
Passengers per flight movement	129	99	121	+31.1%	+6.5%
Seats incoming/outgoing (millions)	30.6	16.7	41.1	+83.1%	-25.6%
Seat load factor (%)	77.6	62.5	77,3	+15.1%p	+0.3%p
Seats per flight movement	166	158	157	+5.5%	+6.1%
Cargo incl. trucking (in 1,000 tonnes)	250.6	261.3	283.8	-4.1%	-11.7%

1) The total number of passengers includes local, transfer and transit passengers; rolling out of comparative figures for 2019, 2021

Traffic development Q1/2023 & 04/2023

Flughafen Wien Group

Group passenger development ¹	Q1/2023	Δ Q1/2022	Δ Q1/2019	04/2023	Δ 04/2022	Δ 04/2019
Vienna Airport (millions)	5.3	+81.5%	-12.1%	2.5	37.7%	-10.2%
Malta Airport (millions)	1.2	+85.1%	3.5%	0.7	37.8%	8.4%
Kosice Airport (millions)	0.09	+68.7%	8.5%	0.04	22.3%	26.3%
Vienna Airport and its strategic investments (VIE, MLA, KSC)	6.7	82.0%	-9.3%	3.2	37.5%	-6.3%

- **Strong traffic recovery continues** – Passenger volume up by about 82% year-on-year at Vienna Airport and in the Flughafen Wien Group in Q1/23. Passenger traffic still impacted by Covid-19 restrictions in Q1/22
- Passenger traffic in the Group in **Q1/23** reached **91% of the pre-crisis level**
- **Malta and Kosice airports** were **above the comparable level of 2019** in Q1/22 and in 04/22.
- **At Vienna Airport** passenger volume in 04/23 was **close to 90%** vs. 04/19 (H2/22: 85%, Q1/23: 88%)

1) The total number of passengers includes local, transfer and transit passengers; rolling out of comparative figures for 2019, 2022.

Traffic development Q1/2023 & 04/2023

Vienna Airport

Passenger development at Vienna Airport ¹	Q1/2023	Δ Q1/2022	Δ Q1/2019	04/2023	Δ 04/2022	Δ 04/2019
Passengers (millions)	5.3	81.5%	-12.1%	2.5	37.7%	-10.2%
Local passengers (millions)	4.2	78.4%	-12.4%	1.9	38.2%	-9.5%
Transfer passengers (millions)	1.1	95.6%	-9.9%	0.6	38.1%	-9.6%
Flight movements (in 1,000)	43.5	43.3%	-22.8%	18.7	23.0%	-18.3%
Cargo (millions of tonnes)	58.9	-3.5%	-11.7%	20.7	-5.8%	-12.2%
MTOW (millions of tonnes)	1.8	39.3%	-21.0%	0.8	21.3%	-17.6%
Seat load factor (%)	75.6	13.2%p	4.9%p	78.3	6.7%p	1.8%p

- Overall year-on-year passenger growth of 82% in Q1/23 and 38% in 04/23
- **Very high capacity utilisation:** Considerable rise in the seat load factor to 75.6% (+13.2%p) in Q1/23 and 80.1% (+6.7%p) in 04/23; perceptible recovery also vs. the pre-crisis level
- **Disproportionately low increase in flight movements and MTOW**

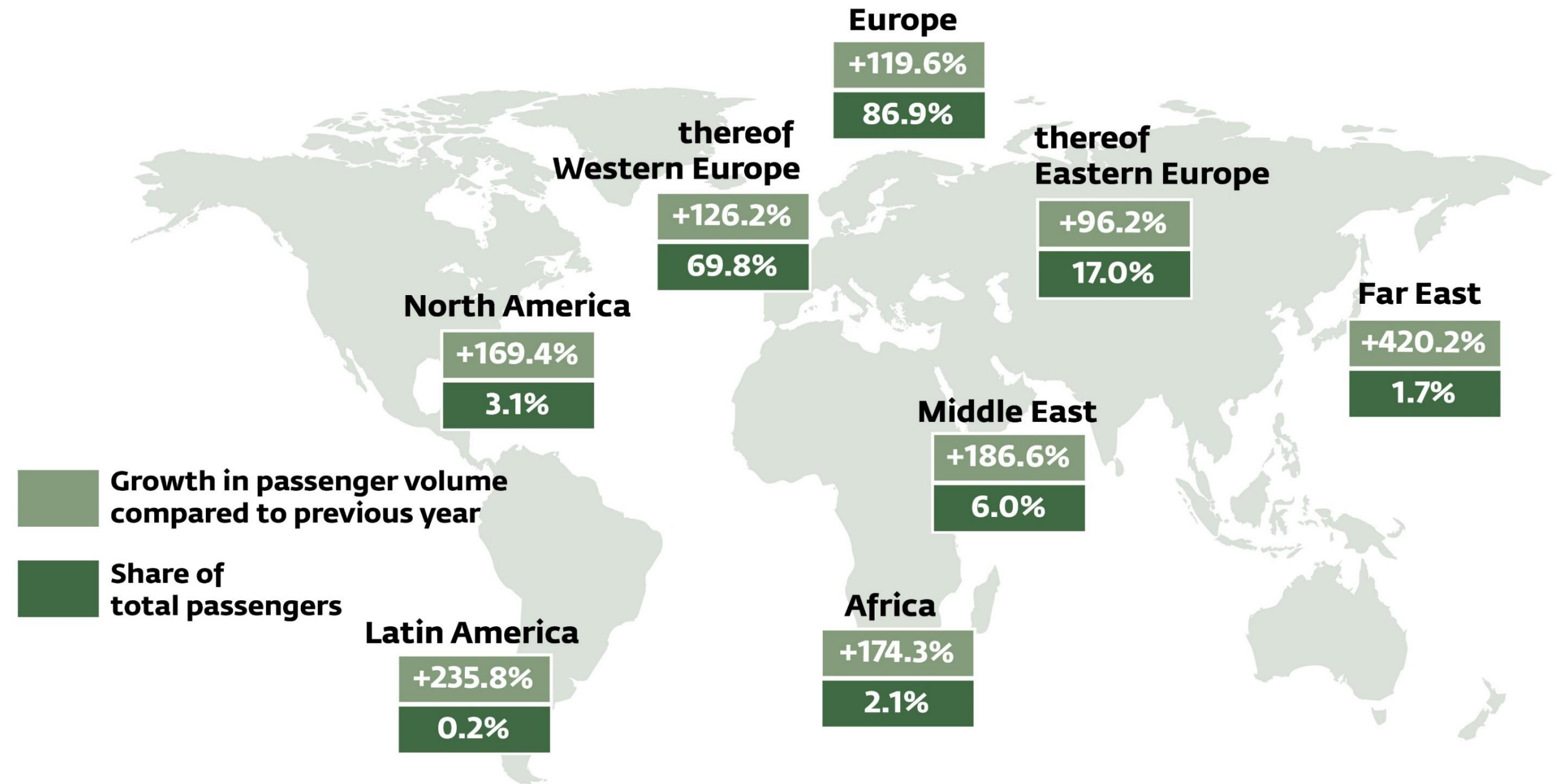
1)) The total number of passengers includes local, transfer and transit passengers; rolling out of comparative figures for 2019, 2022.

Focus on European destinations

European cities and flight interface to CEE destinations (Austrian Airlines exclusively serves several SEE destinations)

Attractive long-haul routes

2022: 69 airlines with 22 destinations in 65 countries



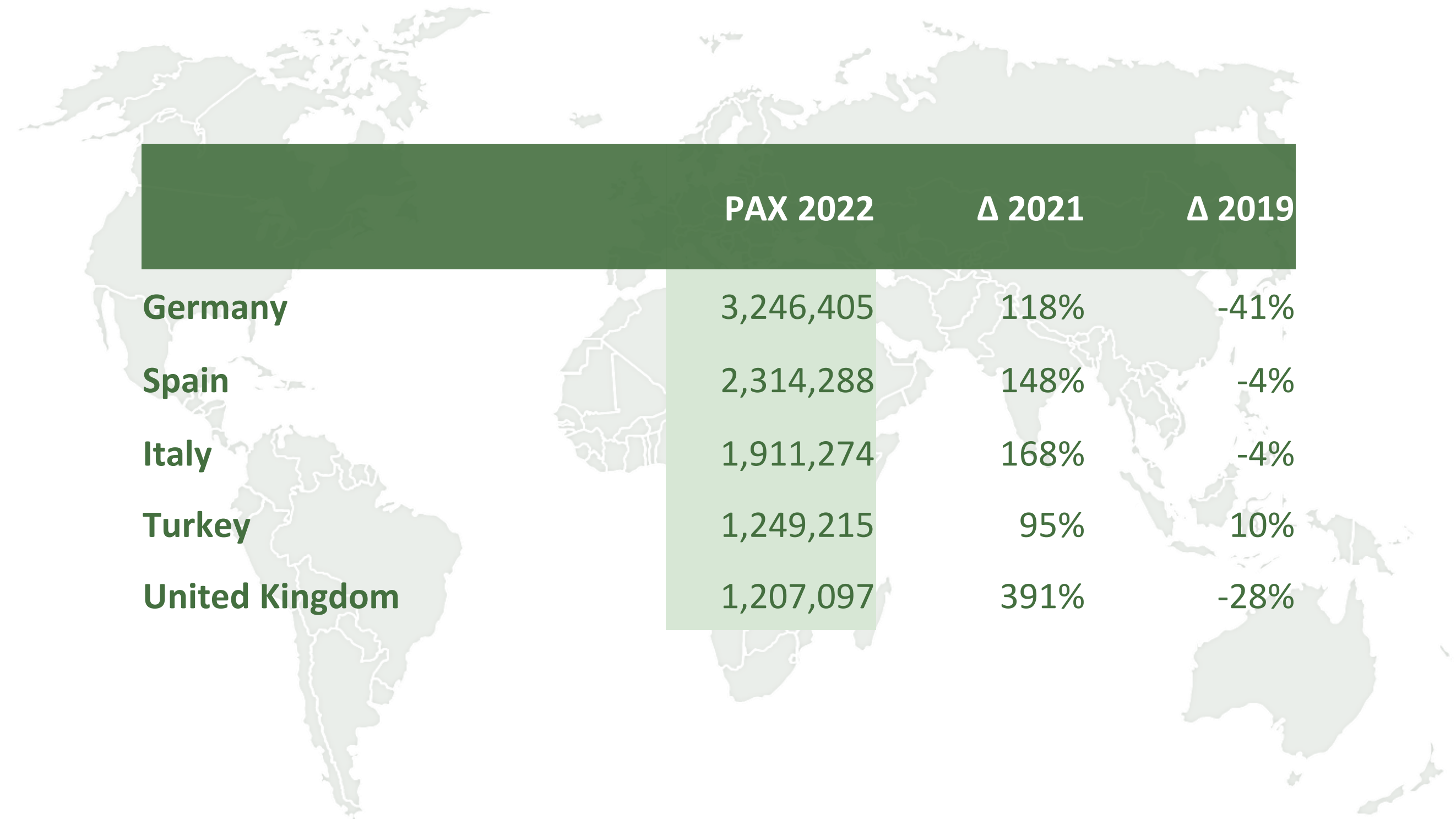
Top Country destinations

Germany in first place as before the pandemic

Spain and Italy only just below 2019 passenger figures

Special situation Turkey

Performance of top countries in 2022¹



1) Gesamtzahl der Passagiere enthält Lokal-, Transfer- und Transitpassagiere

Market share of airlines

Lufthansa hub & low-cost carriers

2022	Share in %	Passengers	PAX Δ% vs. 2021	PAX Δ% vs. 2019
1. Austrian	47.1	11,144,003	123.1	-18.5
2. Ryanair/Lauda	20.9	4,946,744	152.8	86.2
3. Wizz Air	6.8	1,600,351	77.1	-23.1
4. Turkish Airlines	2.4	574,977	80.7	4.5
5. Eurowings	2.0	482,731	156.5	-78.8
6. Lufthansa	1.7	412,371	178.5	-43.5
7. Emirates	1.3	311,360	108.3	-25.1
8. KLM Royal Dutch Airlines	1.3	305,033	77.6	-19.6
9. Pegasus Airlines	1.3	299,579	93.3	2.7
10. Iberia	1.2	281,753	193.3	-7.3
11. SunExpress	1.2	277,336	119.3	7.9
12. British Airways	1.1	255,713	>500	-42.9
13. Air France	1.0	234,231	193.7	-25.5
14. Qatar Airways	0.7	166,137	180.1	-27.2
15. Brussels Airlines	0.7	155,646	185.5	-18.6
Other	9.4	2,234,168	127.9	-67.4
Total	100.0	23,682,133	127.6	-25.2
thereof Lufthansa Group ¹	52.0	12,311,095	123.4	-28.9
thereof low-cost carriers	30.9	7,322,493	127.1	-4.4

1) Lufthansa Group: Austrian, Brussels Airlines, Eurowings, Lufthansa and Swiss

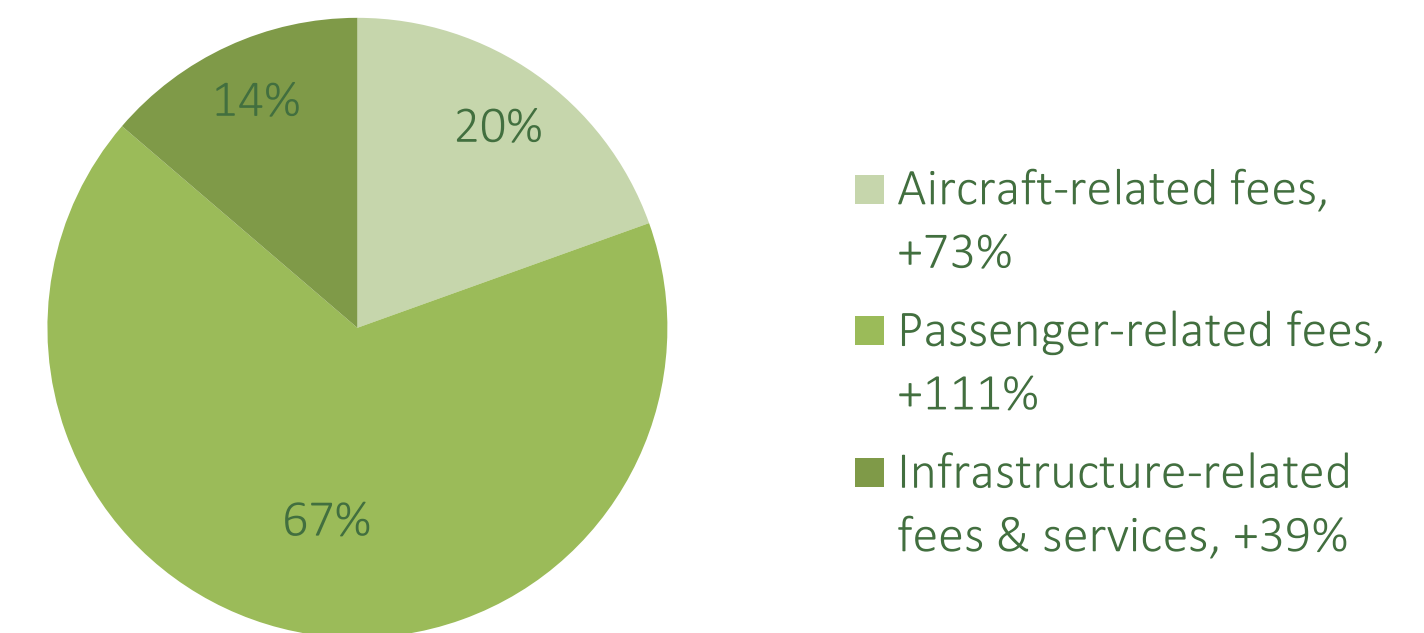
Airport

Close to two-fold rise of revenue and EBITDA

- Significant revenue increase of nearly 90% to € 321 million – mainly driven by the strong recovery of passenger traffic (passenger-related fees) and increase in flight movements (aircraft-related fees)
- 2022 was still extensively impacted by Covid-19 restrictions. The strong recovery first set in during the course of Q2/22. About 90% of pre-crisis passenger volumes were reached in the summer months
- Traffic-related rise in expenses; EBITDA up 83% to € 127 million
- Suspension of the tariff formula due to Covid-related distortions until the end of 2026. Airport charges are adjusted by average inflation

€ million	2022	2021	Δ in %
External revenue	321.0	169.5	89.3
EBITDA	127.2	69.3	83.5
EBIT	49.4	-11.1	n.a.

Airport revenue distribution FY 2022



1) Rounding differences may occur due to the use of automated calculation aids when adding up rounded amounts and percentages.

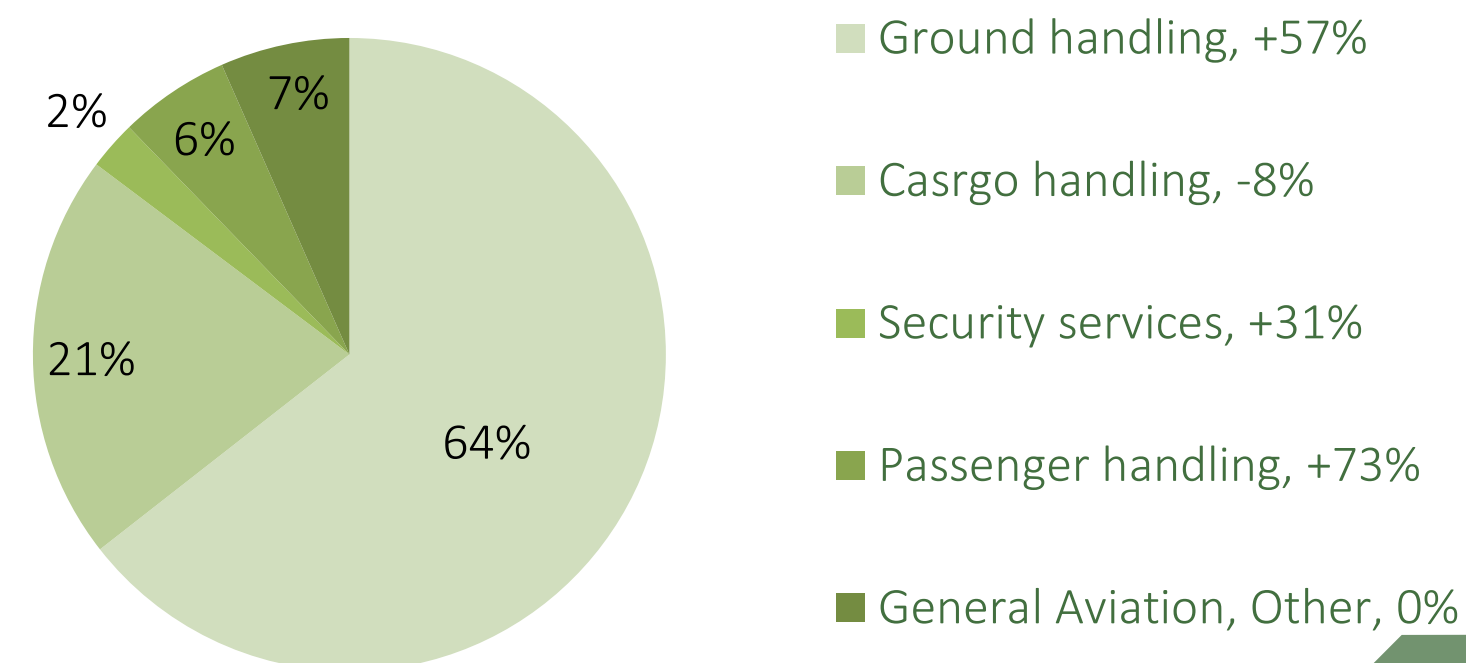
Handling & Security Services

Ground handling driven by flight movements

- Increase in flight movements and MTOW led to a sharp 57% rise in ground handling revenue to € 81 million
- **Cargo handling** income was slightly below the prior-year level (€ 26 million vs. € 28 million)
- Lower other income due to reduction of Covid-19 support
- **Market share of VIE handling** at a very high level of **87%**
- **Everything from a single source:** Vienna Airport carries out key services such as ramp handling and security checks itself or via its own subsidiaries

€ million	2022	2021	Δ in %
External revenue	124.9	94.4	32.3
EBITDA	5.0	3.6	39.6
EBIT	-3.5	-5.8	39.2

Handling and Security Services revenue distribution
FY 2022



1) Rounding differences may occur due to the use of automated calculation aids when adding up rounded amounts and percentages.

Quality


Most punctual hub in the Lufthansa Group, ahead of Munich, Zurich and Frankfurt

Promotes the attractiveness of Vienna as a destination

Supports the relative position of Austrian Airlines

Number 1 in Q1/23

2022: Vienna Airport is Europe's second most punctual flight hub¹



- **Everything from a single source:** Vienna Airport carries out key services such as ramp handling and security checks itself or via its own subsidiaries (VIE handling market share of 87%)

1) EU and European hub airports >20 million PAX in 2019, January 2023, Source: OAG

Quick security checks

Vienna Airport sets new standards with short waiting times

- Average waiting time at the airport security checks: 4-8 minutes
- Waiting times:
 - 84% < 5 minutes
 - 98% < 10 minutes
- 24 security checkpoints in the terminals
- New and state-of-the-art centralised security checks in Terminal 2



Awards for high quality given to Vienna Airport in 2022

- ACI Award as the “Best European Airport” for high degree of reliability, quality service and reduction in CO₂ emissions
- **ASQ Award: Ranked 1st** in the categories “Best Airport by Size & Region” and “Hygiene Measures by Region”
- Cargo magazine Payload Asia honours apron and cargo handling at Vienna Airport: Gold in the category “Ground Handler of the Year”
- Payload Asia Award: Silver Medal in the category “Best Cargo Airport Europe”



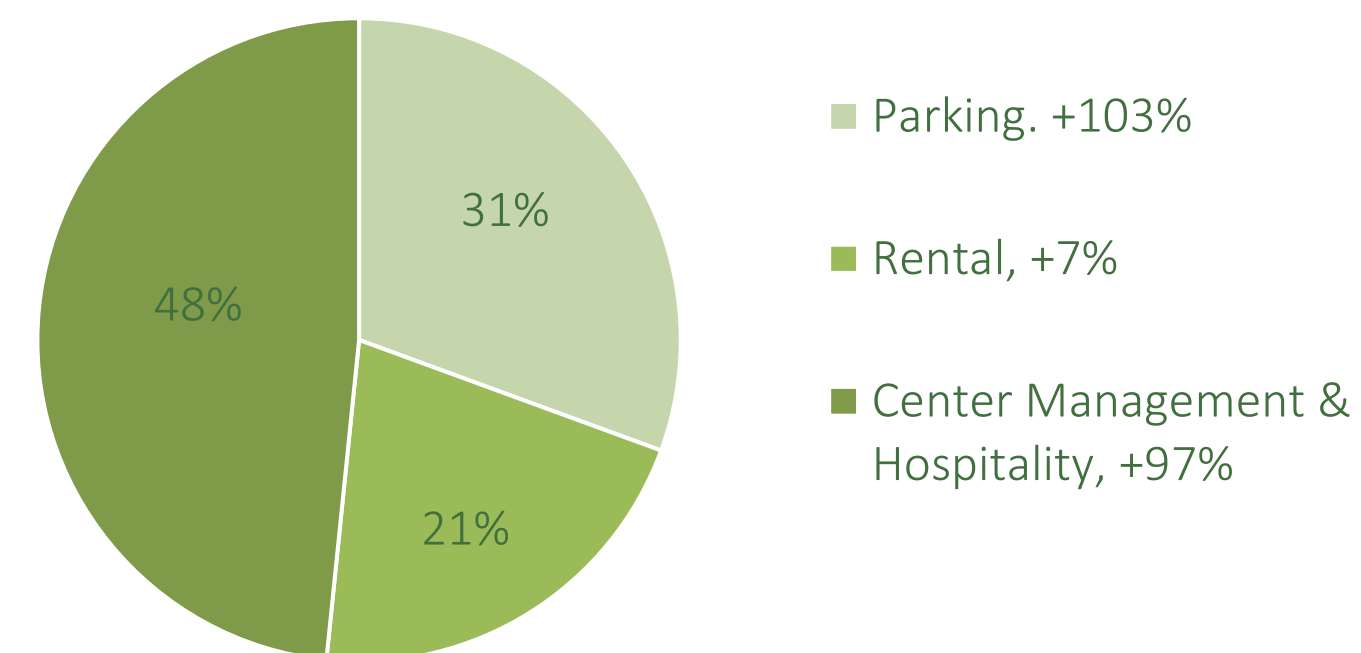
Retail & Properties

Significant revenue increase, strong earnings improvements

- Passenger rebound led to a doubling of **Center Management & Hospitality income** (€ 67 million) and parking fees (€ 43 million)
- Positive effects from the **renovation of Terminal 2** and **expansion of shopping & catering** as well as lounge areas
- Additional income from **property sales**
- Operations-related rise in expense items

€ million	2022	2021	Δ in %
External revenue	138.8	82.4	68.6
EBITDA	81.4	48.0	69.7
EBIT	64.2	28.4	126.4

Retail & Properties revenue distribution FY 2022




1) Rounding differences may occur due to the use of automated calculation aids when adding up rounded amounts and percentages.

Terminal 2 put into operation

Improved & modern travel experience in a class of its own

- Terminal 2 is once again in operation since the end of March 2022
- Large and high-quality lounge covering 2,360 m²
- Attractive shopping and F&B offering
- More comfort thanks to extensive glass facades and spacious room heights
- New and additional baggage reclaim carousels
- A new central security control for the B, C and D gates



New restaurant highlights for travellers

since Easter 2023



- Panorama Restaurant Zugvogel is open in a **new design** and with an open kitchen
- New DO & CO food court at the C Gates with an onyx and delicatessen bar
- Panorama bar of Figlmüller at the C Gates
- **New food/beverage offerings in the arrival hall** – concept change leads to higher profits
- Premium supermarket **Billa Corso** / Internationally established brand **Burger King** / First Austrian location of **Costa Coffee**
- Retail openings:
 - / Relay (shopping plaza and G Gates)
 - / Senses of Austria (shopping plaza)
 - / Welcome Business (G Gates)
 - / Welcome Retail (G Gates)
 - / Capi Electronics (G Gates)

Leveraging non-aviation potential

Terminal 3 Southern Expansion



- Passengers await an **enhanced quality of their time at the airport** featuring greater **comfort, service** and a significant expansion of their **shopping and gastronomical experience**
- Enlargement of Terminal 3 by **approx. 70,000 m²** (“Southern Expansion”)
- **Revenue increase** based on a considerably expanded shopping and gastronomic experience
- **Shopping and catering space up by about 50%** to approx. 30,000m²
- Focus on **Austrian cuisine** as well as national and international **premium brands**
- New **centralised security checks**
- **New and spacious lounge areas**
- **Additional gate areas**
- **More comfort thanks to more options for people to stay** – an overall modern atmosphere
- **Convenient connection between Terminals 3 and 2** (behind the security check)
- **Construction to begin in mid-2023, planned opening in 2027**

The new Southern Expansion of Terminal 3 brings enhanced quality and more shopping and F&B space



The new Southern Expansion of Terminal 3 brings enhanced quality and more shopping and F&B space



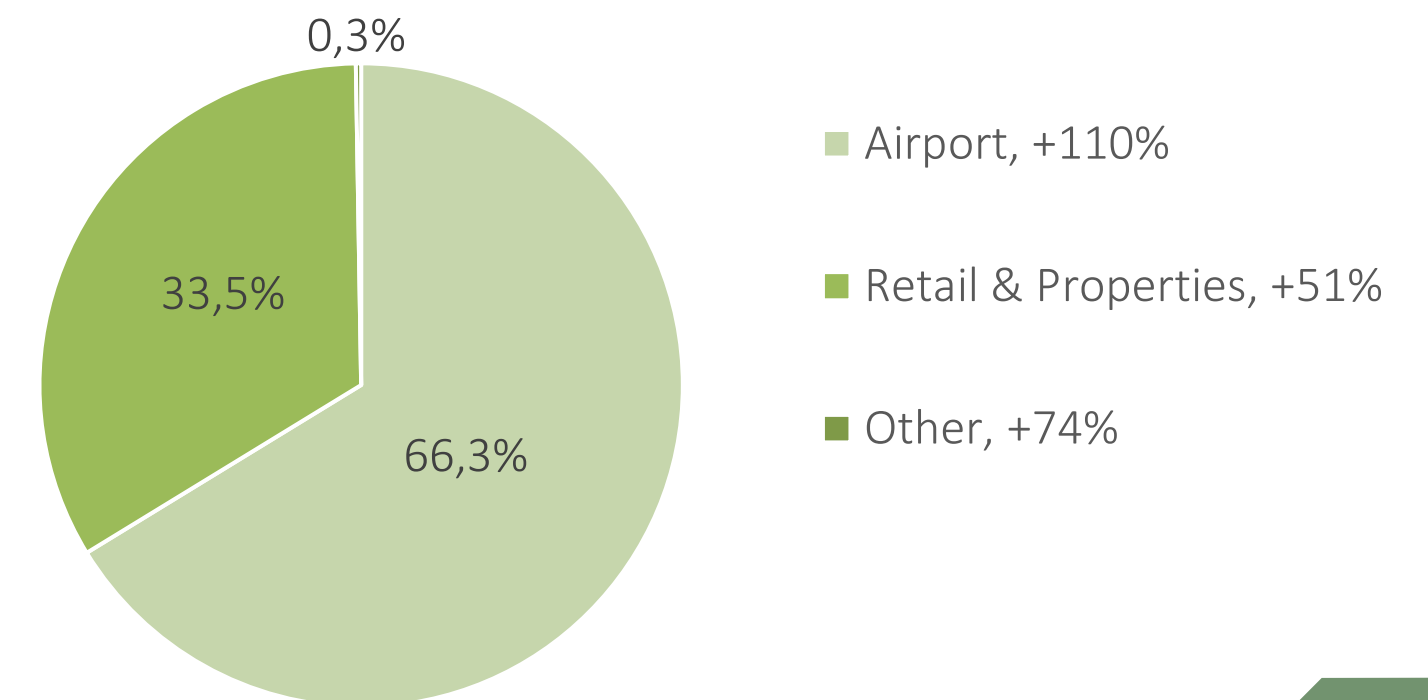
Malta

“Sun & sea” destination as a focal point of people’s desire to travel

- Strong **130% passenger growth** to almost 6 million travellers
- **Holiday destination** (“sun and sea”)
- Substantial revenue growth driven by **passenger growth** and **increase of income from retail outlets, rentals and parking**
- Higher personnel expenses because of the **decline in Covid-19 wage subsidies**, traffic-related rise in operating expenses
- **Far-reaching investment programme** to expand the retail, business and hotel offering, improved terminal and apron areas and runway renovation

€ million	2022	2021	Δ in %
External revenue	88.0	47.4	85.6
EBITDA	55.1	24.5	125.1
EBIT	41.5	11.0	277.8

Malta revenue distribution FY 2022



1) 1) Rounding differences may occur due to the use of automated calculation aids when adding up rounded amounts and percentages.

Investments Malta

Airfield / Sky Parks 3 / Westward Expansion / Apron X



Kosice

Consolidated at equity – Passenger volume in H2/2022 already above 2019

- 539,749 passengers in 2022, +224% year-on-year
- 2019: 555,325 passengers
- H2 2022 passenger volume much higher than in 2019
- Revenue in 2022: € 20.1 million
- EBITDA in 2022: € 3.5 million
- Net profit: € 2.0 million



Airline highlights – Summer flight schedule

Positive outlook – increased capacities in the summer¹

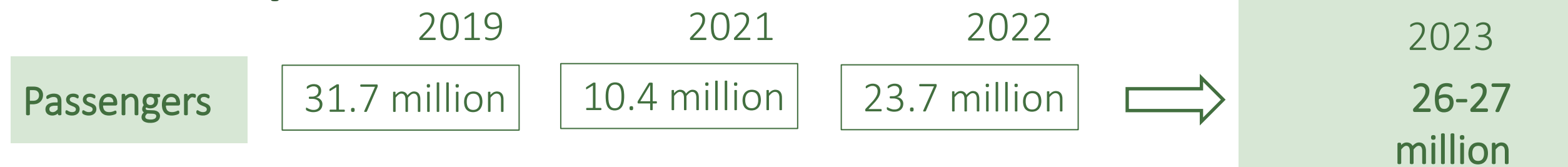
- Up to 190 destinations in 67 countries served in the summer by 60 airlines
- Seat capacities offered in the summer at about 90% of the comparable 2019 level
- Many flight offerings in Europe and the Mediterranean region; market recovery on long-haul routes is perceptible– also to Asia, with 18 destinations now in the flight schedule
- **Austrian Airlines: 120 destinations, 4 new aircraft and numerous frequency increases;** new in the summer: Porto, Marseille, Billund, Tivat, Palermo, Vilnius und Tromsø
- **Ryanair: 77 destinations, stationing of 19 aircraft;** flight service launched to Copenhagen, Helsinki, Warsaw and Tuzla
- **Wizz Air: 37 destinations and 6 stationed aircraft as of mid-June,** flight service launched to Bilbao, Kuwait City and Hurghada
- **Air Cairo** begins flight service to Marsa Alam and **Jet2.com** to Manchester and Birmingham
- **New since May: Azerbaijan Airlines** at Vienna Airport for the first time; **Air India resumes flights to Delhi**
- **Airlines expand their offering** e.g., Air Canada, China Airlines, Ethiopian Airlines, Korean Air

1) Status: May 2023; press releases of the airlines

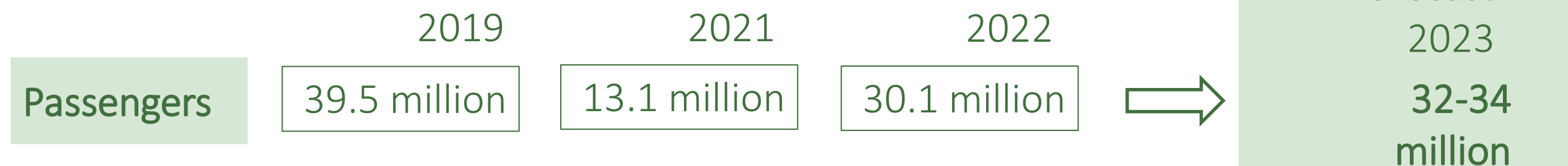
Traffic forecast for 2023

Growth trend continues

Vienna Airport:



Flughafen Wien Group:



- **Very good demand and booking situation** – Growth of airlines, destinations and frequencies
- In the **peak summer season** we anticipate at least **90% of the pre-crisis passenger volume**
- **Start of holiday traffic will provide more precise indications** of developments for the entire year 2023
- Important medium-term factor: **Expansion and renewal of the Austrian Airlines long-haul fleet** as a significant strengthening of the Vienna flight hub



Thank you for participating!